



# **NOMAD** PASSPORT INDEX **2023**

**NOMAD  
CAPITALIST®**

[NOMADCAPITALIST.COM](https://nomadcapitalist.com)

# ABOUT NOMAD CAPITALIST

---

**GO “  
WHERE  
YOU’RE  
TREATED  
BEST®**

ANDREW HENDERSON

Nomad Capitalist is a boutique tax and immigration consultancy built for the modern entrepreneur who demands results. It advises six- and seven-figure entrepreneurs on issues of legal offshore tax planning, citizenship and lifestyle planning, and international wealth.

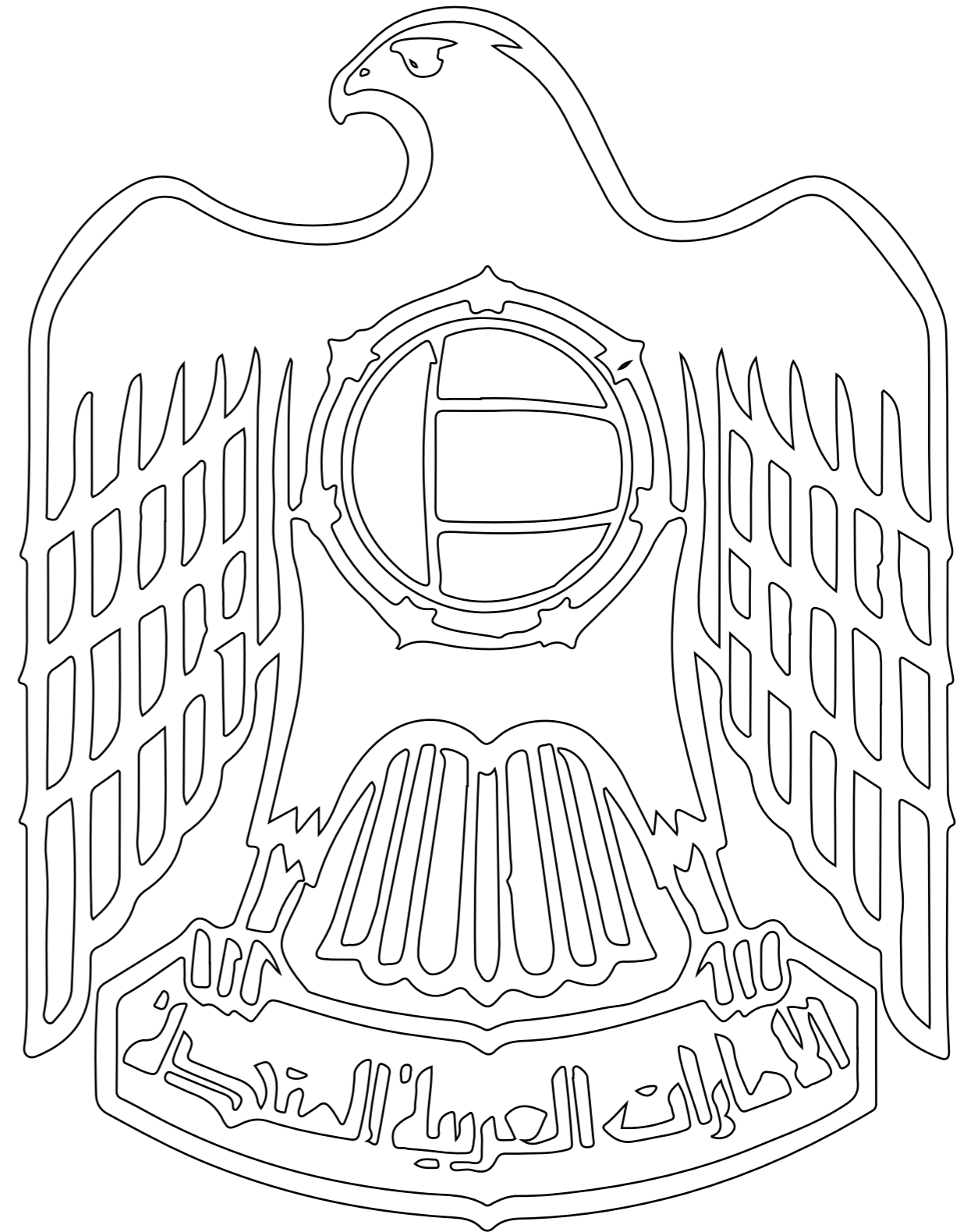
The company was founded by perpetual traveler and serial entrepreneur Andrew Henderson in 2012, as a result of his struggles to find a “one-stop shop” to assist him in his quest to become a global citizen.

Mr. Henderson is the author of the best-selling book Nomad Capitalist; in addition to the firm’s clients, his articles and videos reach six million annual viewers who wish to “go where they’re treated best”.



# UNITED ARAB EMIRATES

THIS YEAR'S  
**HIGHEST RANKING PASSPORT**



# ABOUT THIS INDEX

---

## THE SEVENTH ANNUAL EDITION OF THE NOMAD CAPITALIST PASSPORT INDEX



The Nomad Passport Index was designed to educate aspiring global citizens about the true value of the world's citizenships.

While most indices - and most people - think of a passport only in terms of travel privileges, we realized that citizens of different countries deal with far different requirements to pay tax, live freely, comply with regulations, and avoid scrutiny when traveling.

In that regard, the number of countries a passport holder may visit does not tell the whole story.

The Nomad Passport Index speaks to those seeking personal freedom and financial prosperity in a changing world by more deeply analyzing the true value of each passport.

# PURPOSE

---

## **To Debate:**

We wish to open up debate on topics like freedom of travel, borders, visas, citizenship rights, and other key policy areas like immigration and taxation.

## **To Educate:**

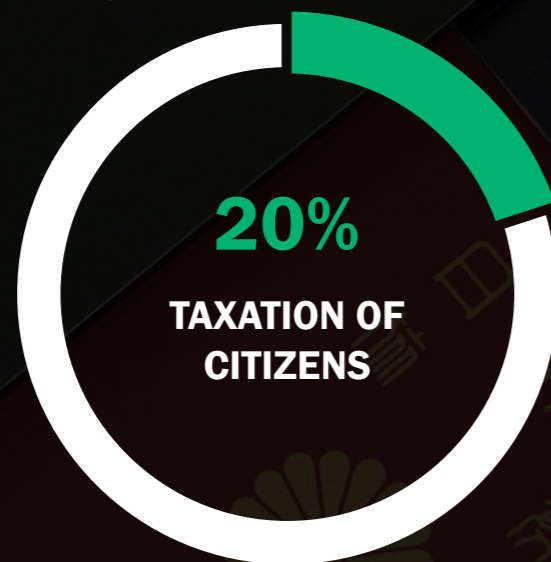
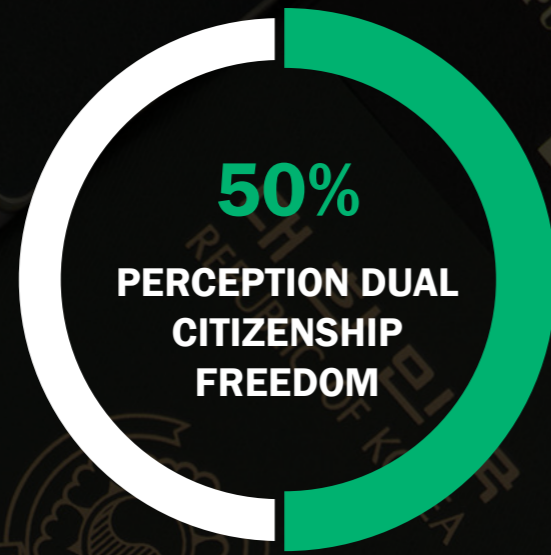
A passport is more than just a travel document – it helps form our identity. We aim to show how empowering a second citizenship can be by removing restrictions and opening your life to new opportunities.

## **To Elevate:**

Having a second citizenship lets you transcend boundaries. It enhances your freedom to travel, work and do business while providing peace of mind in a volatile world.



# INDEX METHODOLOGY



## THIS INDEX RANKS PASSPORTS ON FIVE FACTORS:

- |                         |     |
|-------------------------|-----|
| 1. Visa-Free Travel     | 50% |
| 2. Taxation of Citizens | 20% |
| 3. Perception           | 10% |
| 4. Dual Citizenship     | 10% |
| 5. Personal Freedom     | 10% |

*The Index is the result of aggregating data from nearly twenty unique sources, and based on priorities that Nomad Capitalist believes are important to citizens and potential citizens of each given country.*

# HOW WE RANK PASSPORTS

---



**TRAVEL - 50%**

We relied on government data from 199 passport-issuing countries and territories, combined with real-time intelligence and proprietary research. It includes a Mobility Score (MS), measuring ease of travel, which focuses on visa-free (VF) travel, visa on arrival (VOA), and eTA and eVisa (if issued within 3 days).



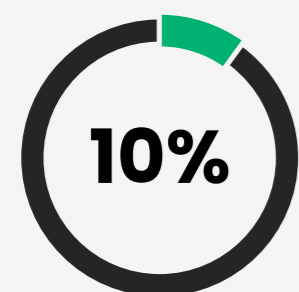
**TAXATION - 20%**

We relied on data from our network of tax vendors, news sources, and tax authorities themselves. We assigned the lowest score of ten to countries that tax citizens no matter where they live (ie: the United States), scores of 20 or 30 to countries that allow citizens to relocate to avoid tax (ie: Finland), 40 for those that don't tax foreign incomes of resident citizens (ie: Maldives), and 50 for countries with zero tax (ie: Vanuatu).



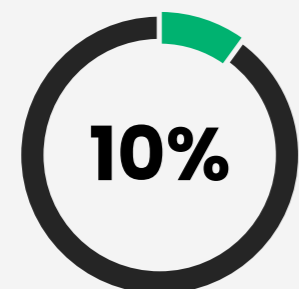
**DUAL CITIZEN - 10%**

We relied on embassy data and our experiences to assess the ability to hold dual citizenship ranging from a score of 10 for strictly forbidden (ie: China) to a score of 50 for freely allowed (ie: Canada).



**PERCEPTION - 10%**




























We relied on the World Happiness Report, the Human Development Index, and subjective factors from our networks' experiences to determine how each country's citizens are received and recognized.



**FREEDOM - 10%**


We relied on data and news reports on mandatory military service, government surveillance, press freedom, and other factors to determine the personal freedom of citizens, travelers, and expats, with scores from 10 to 50.



# PASSPORT RANKINGS

COUNTRY	TRAVEL	TAXATION	PERCEPTION	DUAL CIT	FREEDOM	TOTAL SCORE	RANK
 <b>United Arab Emirates</b>	181	50	40	30	30	110.50	1
 <b>Luxembourg</b>	174	30	50	50	50	108.00	2T
 <b>Switzerland</b>	174	30	50	50	50	108.00	2T
 <b>Ireland</b>	173	30	50	50	50	107.50	4T
 <b>Portugal</b>	173	30	50	50	50	107.50	4T
 <b>Germany</b>	174	30	50	40	50	107.00	6T
 <b>Czech Republic</b>	172	30	50	50	50	107.00	6T
 <b>New Zealand</b>	173	30	50	50	40	106.50	8
 <b>Sweden</b>	174	20	50	50	50	106.00	9T
 <b>Finland</b>	174	20	50	50	50	106.00	9T
 <b>Netherlands</b>	174	30	50	30	50	106.00	9T
 <b>Norway</b>	173	20	50	50	50	105.50	12T
 <b>Iceland</b>	169	30	50	50	50	105.50	12T
 <b>Belgium</b>	173	20	50	50	50	105.50	12T
 <b>Malta</b>	171	30	40	50	50	105.50	12T
 <b>Lithuania</b>	172	30	50	30	50	105.00	16T
 <b>Italy</b>	174	30	40	50	30	105.00	16T
 <b>Latvia</b>	170	30	40	50	50	105.00	16T
 <b>Denmark</b>	173	20	50	50	40	104.50	19T
 <b>Slovakia</b>	171	30	50	40	40	104.50	19T
 <b>Cyprus</b>	168	30	40	50	50	104.00	21T
 <b>Romania</b>	168	30	40	50	50	104.00	21T
 <b>South Korea</b>	174	30	50	30	30	104.00	21T
 <b>Liechtenstein</b>	169	30	50	30	50	103.50	24
 <b>Croatia</b>	168	30	40	50	40	103.00	25T
 <b>France</b>	174	20	40	50	30	103.00	25T
 <b>Greece</b>	172	20	40	50	40	103.00	25T



COUNTRY	TRAVEL	TAXATION	PERCEPTION	DUAL CIT	FREEDOM	TOTAL SCORE	RANK
 Austria	174	20	50	20	50	103.00	25T
 Spain	174	20	40	50	30	103.00	25T
 United Kingdom	173	30	20	50	30	102.50	30T
 Monaco	165	50	40	10	50	102.50	30T
 Singapore	171	40	50	10	30	102.50	30T
 Estonia	170	30	50	20	40	102.00	33T
 Bulgaria	168	30	40	50	30	102.00	33T
 Hungary	172	30	20	50	30	102.00	33T
 Slovenia	170	20	50	30	50	102.00	33T
 Poland	173	20	30	50	30	101.50	37
 Australia	172	20	30	50	30	101.00	38T
 Japan	172	20	50	20	40	101.00	38T
 Chile	162	30	50	50	40	101.00	38T
 Canada	172	20	30	50	30	101.00	38T
 Malaysia	167	40	40	10	30	99.50	42
 United States	173	10	30	40	30	98.50	43
 Argentina	161	30	20	50	30	96.50	44T
 Brazil	161	30	40	30	30	96.50	44T
 Uruguay	149	40	40	50	50	96.50	44T
 Andorra	158	30	40	10	50	95.00	47
 San Marino	156	30	40	10	50	94.00	48
 Saint Kitts and Nevis	143	50	30	50	40	93.50	49T
 Bahamas	147	50	30	20	50	93.50	49T
 Vatican City	146	50	40	20	40	93.00	51T
 Mexico	152	30	30	40	40	93.00	51T
 Barbados	152	30	30	50	30	93.00	51T
 Hong Kong	156	40	20	10	30	92.00	54T
 Costa Rica	142	40	30	50	50	92.00	54T
 Brunei	154	50	10	10	10	90.00	56T
 Antigua and Barbuda	142	30	30	50	50	90.00	56T
 Peru	147	30	30	40	30	89.50	58T
 Israel	151	20	20	50	30	89.50	58T















COUNTRY	TRAVEL	TAXATION	PERCEPTION	DUAL CIT	FREEDOM	TOTAL SCORE	RANK
 <b>Seychelles</b>	142	40	30	20	50	89.00	60T
 <b>Saint Vincent and the Grenadines</b>	144	30	30	30	50	89.00	60T
 <b>Grenada</b>	135	40	30	50	50	88.50	62T
 <b>Paraguay</b>	139	40	30	50	30	88.50	62T
 <b>Trinidad and Tobago</b>	139	30	30	50	50	88.50	62T
 <b>Dominica</b>	134	40	30	50	50	88.00	65
 <b>Serbia</b>	137	30	40	50	40	87.50	66
 <b>Saint Lucia</b>	136	30	30	50	50	87.00	67
 <b>Panama</b>	136	40	30	20	50	86.00	68
 <b>Mauritius</b>	136	30	30	50	30	85.00	69
 <b>Macao</b>	138	40	30	10	30	84.00	70
 <b>Honduras</b>	129	40	40	40	30	83.50	71
 <b>Taiwan</b>	134	40	20	30	30	83.00	72
 <b>Tuvalu</b>	127	40	30	30	50	82.50	73T
 <b>Georgia</b>	127	40	40	30	40	82.50	73T
 <b>Colombia</b>	139	20	20	50	20	82.50	73T
 <b>Montenegro</b>	129	30	40	30	40	81.50	76T
 <b>Ukraine</b>	147	20	10	20	10	81.50	76T
 <b>Palau</b>	121	40	30	50	50	81.50	76T
 <b>North Macedonia</b>	130	30	20	50	30	81.00	79
 <b>Tonga</b>	125	30	30	50	40	80.50	80
 <b>Samoa</b>	128	30	30	20	50	80.00	81T
 <b>El Salvador</b>	128	40	30	30	20	80.00	81T
 <b>Solomon Islands</b>	132	30	30	10	40	80.00	81T
 <b>Guatemala</b>	128	40	30	20	20	79.00	84
 <b>Marshall Islands</b>	124	40	30	10	40	78.00	85
 <b>Nicaragua</b>	123	40	30	20	30	77.50	86
 <b>Turkey</b>	124	30	20	50	20	77.00	87
 <b>Moldova</b>	123	30	40	30	20	76.50	88T
 <b>Kiribati</b>	125	30	30	10	40	76.50	88T
 <b>Micronesia</b>	120	40	30	10	40	76.00	90

COUNTRY	TRAVEL	TAXATION	PERCEPTION	DUAL CIT	FREEDOM	TOTAL SCORE	RANK
 Albania	115	30	40	50	30	75.50	91
 Bosnia and Herzegovina	119	30	20	30	30	73.50	92
 Qatar	114	50	30	10	20	73.00	93
 Kuwait	109	50	30	10	30	71.50	94
 Venezuela	126	20	10	20	10	71.00	95T
 Russia	124	20	10	30	10	71.00	95T
 Vanuatu	98	50	30	40	50	71.00	95T
 Belize	99	40	30	40	30	67.50	98
 Bahrain	99	50	30	10	20	65.50	99T
 Oman	95	50	30	20	30	67.50	99T
 South Africa	108	10	20	50	20	65.00	101
 Thailand	94	40	30	30	30	64.00	102
 East Timor	101	20	30	20	40	63.50	103T
 Guyana	95	30	30	40	30	63.50	103T
 Ecuador	104	20	20	30	20	63.00	105T
 Fiji	96	30	30	30	30	63.00	105T
 Maldives	96	30	30	30	30	63.00	105T
 Jamaica	96	20	30	30	40	62.00	108
 Nauru	91	40	30	20	30	61.50	109
 Botswana	86	40	30	20	50	61.00	110
 Saudi Arabia	97	40	20	10	10	60.50	111T
 Dominican Republic	83	40	30	40	40	60.50	111T
 Bolivia	87	40	30	40	20	60.50	111T
 Suriname	86	30	30	10	40	57.00	114T
 Indonesia	88	30	30	20	20	57.00	114T
 Namibia	80	40	30	20	40	57.00	114T
 Kazakhstan	93	20	30	10	20	56.50	117
 Malawi	78	40	30	30	30	56.00	118T
 Zambia	76	40	40	30	30	56.00	118T
 Armenia	80	40	20	40	10	55.00	120
 Papua New Guinea	84	20	30	20	30	54.00	121T
 Lesotho	82	30	30	20	20	54.00	121T



COUNTRY	TRAVEL	TAXATION	PERCEPTION	DUAL CIT	FREEDOM	TOTAL SCORE	RANK
 Belarus	92	20	10	10	10	53.00	123
 Cape Verde	75	30	30	30	30	52.50	124T
 Philippines	77	40	20	20	20	52.50	124T
 Mongolia	77	30	40	10	30	52.50	124T
 Tunisia	80	20	30	30	20	52.00	127
 Eswatini	79	30	30	20	10	51.50	128T
 Morocco	77	30	20	30	20	51.50	128T
 China	85	20	20	10	20	51.50	128T
 Azerbaijan	82	30	20	10	10	51.00	131
 Kenya	75	20	30	40	20	50.50	132T
 Rwanda	71	30	30	40	20	50.50	132T
 Cambodia	70	30	30	40	20	50.00	134
 Uganda	71	30	30	30	20	49.50	135T
 Cuba	79	30	20	10	10	49.50	135T
 Tanzania	73	20	30	30	30	49.50	135T
 Angola	64	40	30	30	30	49.00	138T
 Sierra Leone	68	30	20	30	40	49.00	138T
 Bhutan	67	40	30	10	30	48.50	140T
 Sao Tome and Principe	73	20	30	20	30	48.50	140T
 Uzbekistan	74	30	30	10	10	48.00	142T
 Kyrgyzstan	74	20	40	10	20	48.00	142T
 Ghana	72	20	30	20	30	48.00	142T
 Comoros	63	30	20	50	30	47.50	145T
 Tajikistan	71	30	30	20	10	47.50	145T
 Gambia	72	20	30	20	20	47.00	147
 Mozambique	67	30	30	30	10	46.50	148T
 Jordan	65	30	30	30	20	46.50	148T
 Zimbabwe	70	20	20	30	20	46.00	150
 Madagascar	67	30	30	10	20	45.50	151T
 Mali	63	30	30	30	20	45.50	151T
 Egypt	65	30	20	30	20	45.50	151T
 Gabon	68	20	20	20	30	45.00	154T

COUNTRY	TRAVEL	TAXATION	PERCEPTION	DUAL CIT	FREEDOM	TOTAL SCORE	RANK
 <b>Guinea-Bissau</b>	62	30	20	50	10	45.00	154T
 <b>Liberia</b>	60	30	20	40	30	45.00	154T
 <b>Laos</b>	64	30	30	30	10	45.00	154T
 <b>Equatorial Guinea</b>	66	40	20	10	10	45.00	154T
 <b>India</b>	71	20	20	10	20	44.50	159T
 <b>Senegal</b>	67	20	30	20	20	44.50	159T
 <b>Ivory Coast</b>	67	20	20	30	20	44.50	159T
 <b>Benin</b>	68	20	10	30	20	44.00	162T
 <b>Burkina Faso</b>	68	20	10	30	20	44.00	162T
 <b>Togo</b>	65	20	30	20	20	43.50	164T
 <b>Central African Republic</b>	61	20	30	30	30	43.50	164T
 <b>Vietnam</b>	69	20	20	20	10	43.50	164T
 <b>Lebanon</b>	57	40	20	30	20	43.50	164T
 <b>Djibouti</b>	60	40	20	20	10	43.00	168T
 <b>Niger</b>	64	20	20	20	30	43.00	168T
 <b>Sri Lanka</b>	55	30	30	40	20	42.50	170
 <b>Algeria</b>	64	20	30	20	10	42.00	171T
 <b>Mauritania</b>	64	20	30	10	20	42.00	171T
 <b>Burundi</b>	58	20	20	30	30	41.00	173T
 <b>Chad</b>	62	20	20	20	20	41.00	173T
 <b>Guinea</b>	64	20	20	10	10	40.00	175T
 <b>Kosovo</b>	56	20	20	40	20	40.00	175T
 <b>Cameroon</b>	59	20	20	10	30	39.50	177T
 <b>Haiti</b>	63	20	10	10	20	39.50	177T
 <b>Nepal</b>	54	30	20	20	20	39.00	179T
 <b>Turkmenistan</b>	64	20	10	10	10	39.00	179T
 <b>Democratic Republic of the Congo</b>	55	40	10	10	10	38.50	181
 <b>Bangladesh</b>	49	30	30	30	10	37.50	182
 <b>South Sudan</b>	54	20	10	30	20	37.00	183T
 <b>Nigeria</b>	54	20	20	30	10	37.00	183T
 <b>Myanmar</b>	57	20	20	10	10	36.50	185T

COUNTRY	TRAVEL	TAXATION	PERCEPTION	DUAL CIT	FREEDOM	TOTAL SCORE	RANK
 Sudan	55	20	10	30	10	36.50	185T
 Palestinian Territory	51	30	10	20	20	36.50	185T
 Republic of the Congo	57	20	20	10	10	36.50	185T
 Iran	53	30	10	10	10	35.50	189
 Ethiopia	53	20	20	10	10	34.50	190
 Libya	51	20	10	20	10	33.50	191
 Syria	40	40	10	30	10	33.00	192
 Somalia	45	30	10	20	10	32.50	193T
 North Korea	51	20	10	10	10	32.50	193T
 Eritrea	53	10	10	10	10	31.50	195T
 Pakistan	45	20	10	30	10	31.50	195T
 Iraq	42	20	10	30	10	30.00	197
 Yemen	45	20	10	10	10	29.50	198
 Afghanistan	39	20	10	10	10	26.50	199





**NOMAD  
CAPITALIST®**

**FOR INQUIRIES**

[help@nomadcapitalist.com](mailto:help@nomadcapitalist.com)

**TO BECOME A CLIENT**

[www.nomadcapitalist.com](http://www.nomadcapitalist.com)